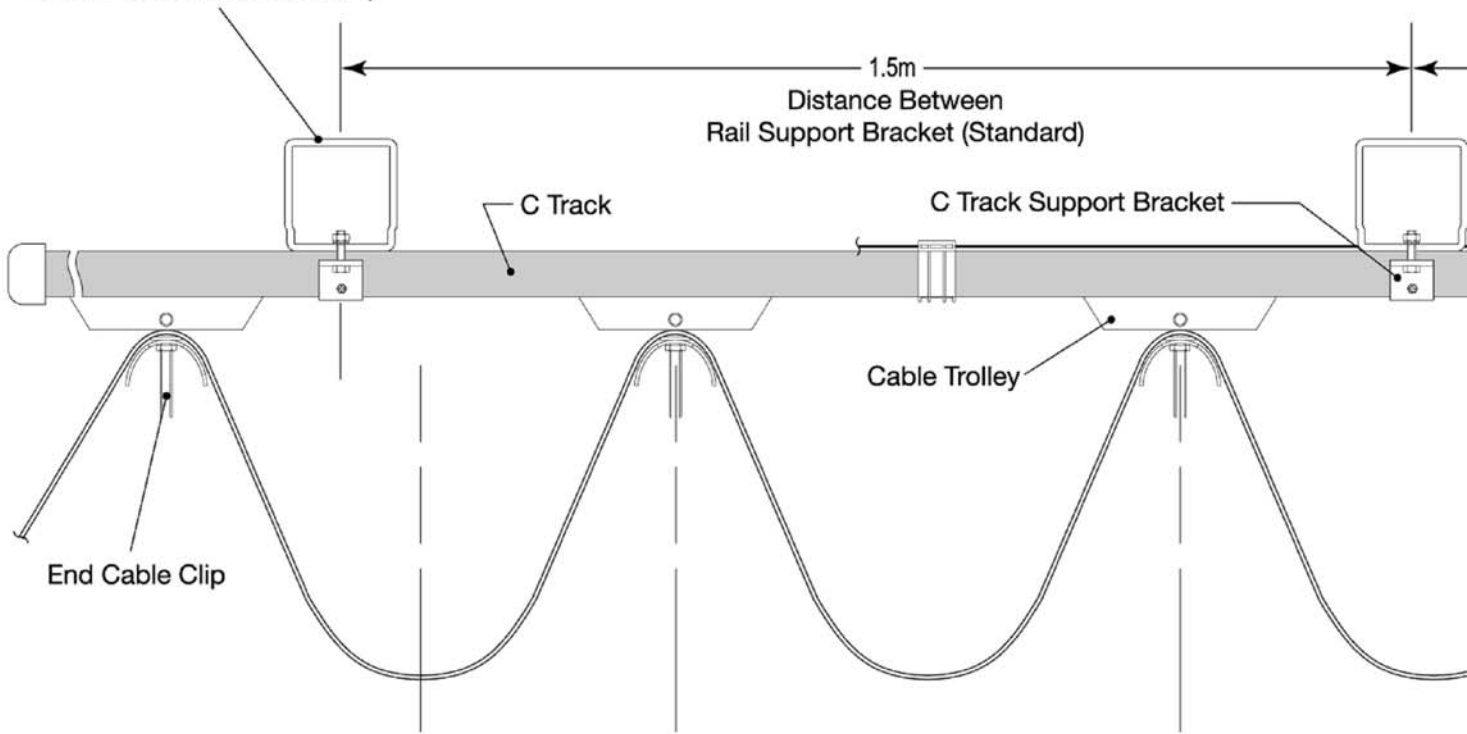
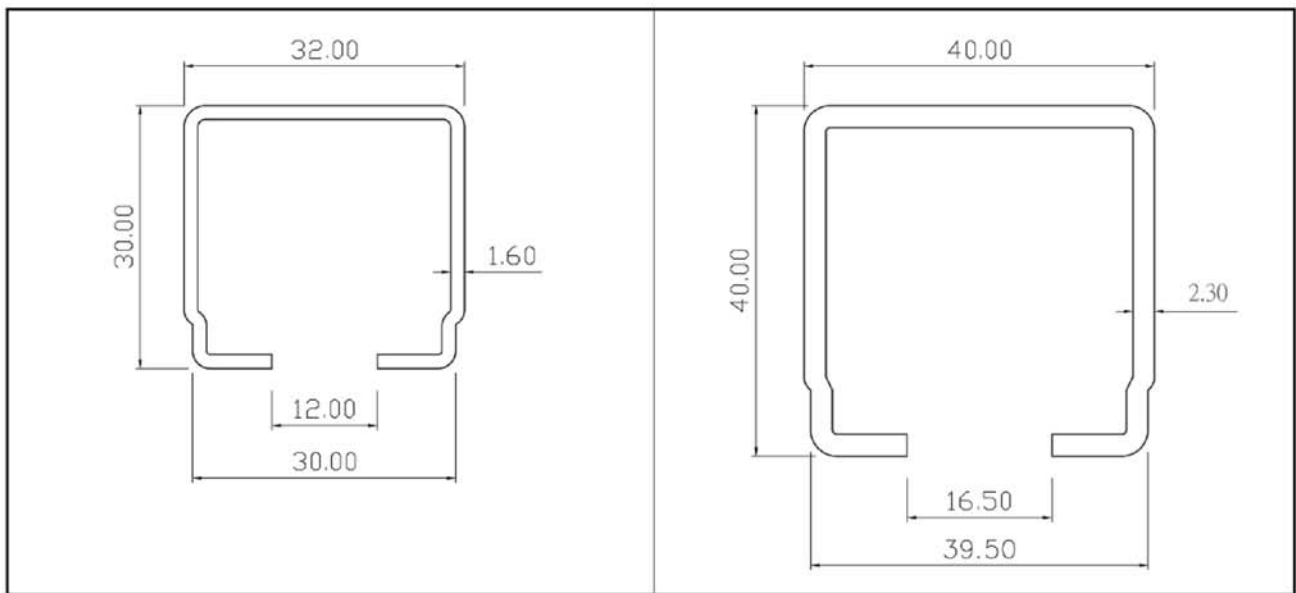


Support Bracket (It's feasible to cut a short C Track as a substitute)



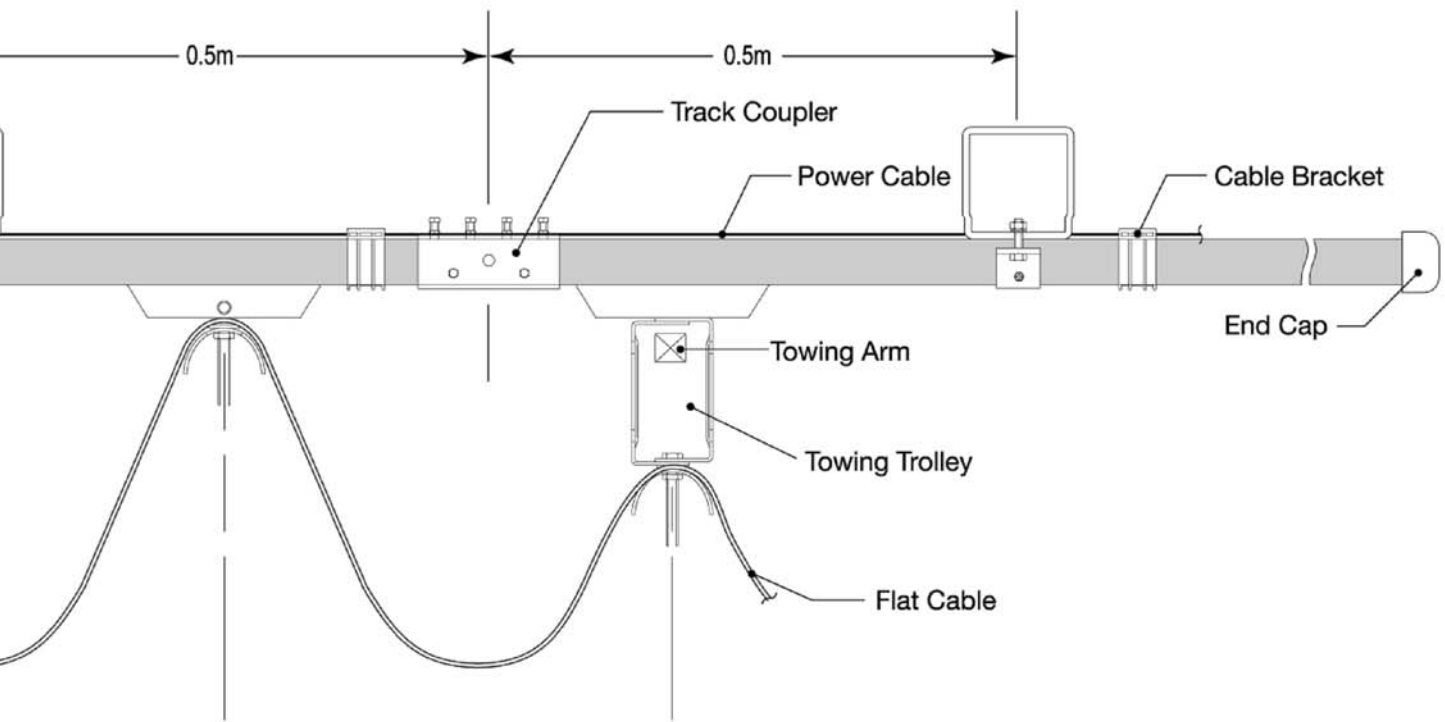
1. Structure Data



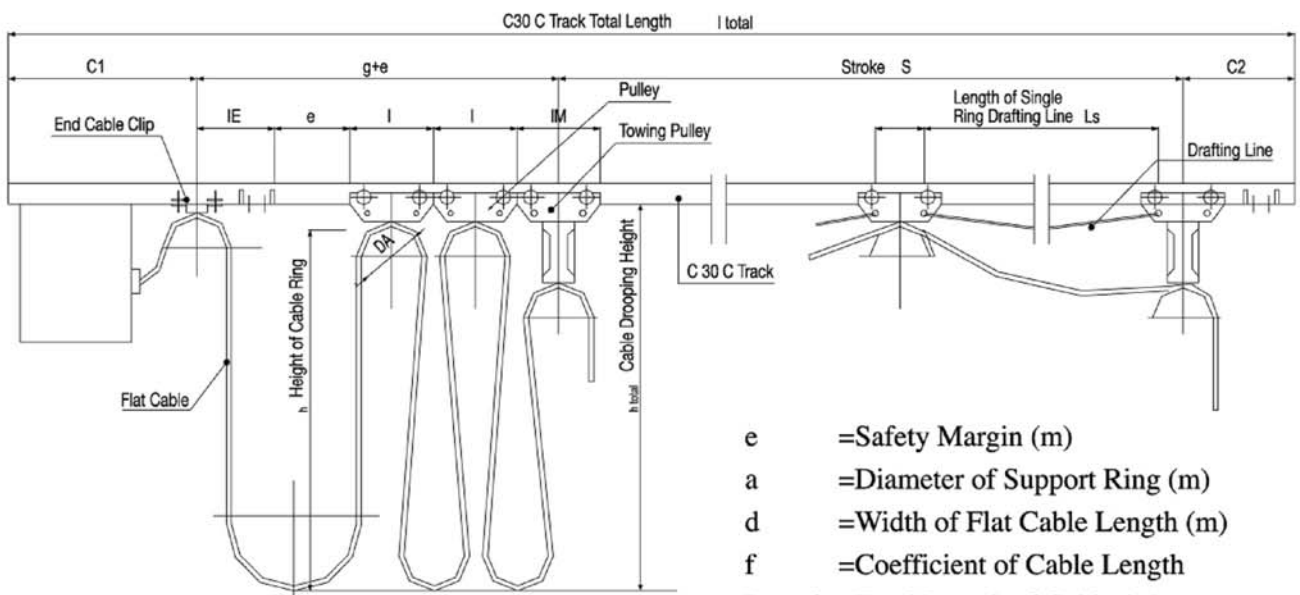
C30 C-rail Cross Section Chart

C40 C-rail Cross Section Chart

Type	Material	Length (mm)	Length Tolerance (mm)	Thickness (mm)	Physics Characteristic			Weight (Kg/m)
					I _x (cm ⁴)	W _x (cm ³)	e (mm)	
KYEC-BC3030	Galvanized Steel	3000	±5	1.6±0.1	1.97	1.23	16	1.15±0.1
KYEC-BC4030	Galvanized Steel	3000	±5	2.3±0.1	6.74	3.08	21.6	2.23±0.1



2. Layout



- e = Safety Margin (m)
- a = Diameter of Support Ring (m)
- d = Width of Flat Cable Length (m)
- f = Coefficient of Cable Length
- L total = Total Length of Cable (m)
- L loop = Length of Single Ring Cable (m)
- Ls = Length of the Single Ring Drafting Line (m)

- I total = Total Length of C30 or C40 Track
- s = L Stroke (m)
- h = Height of Cable Ring (m)
- h Total = Cable Drooping Height (m)
- n = Quantity of Cable Ring
- g = Length Needed of Pulley and Its Accessories (m)
- l = Length of Pulley (m)

$$n = f \times \frac{s+g}{2h}$$

$$h = f \times \frac{s+g}{2n}$$

f=1.1 (Sliding Speed 50m/min)

3. C30、C40 Track Design Information

1. C30 Track Known Data

P = 4 Single Trolley Capacity (kg)

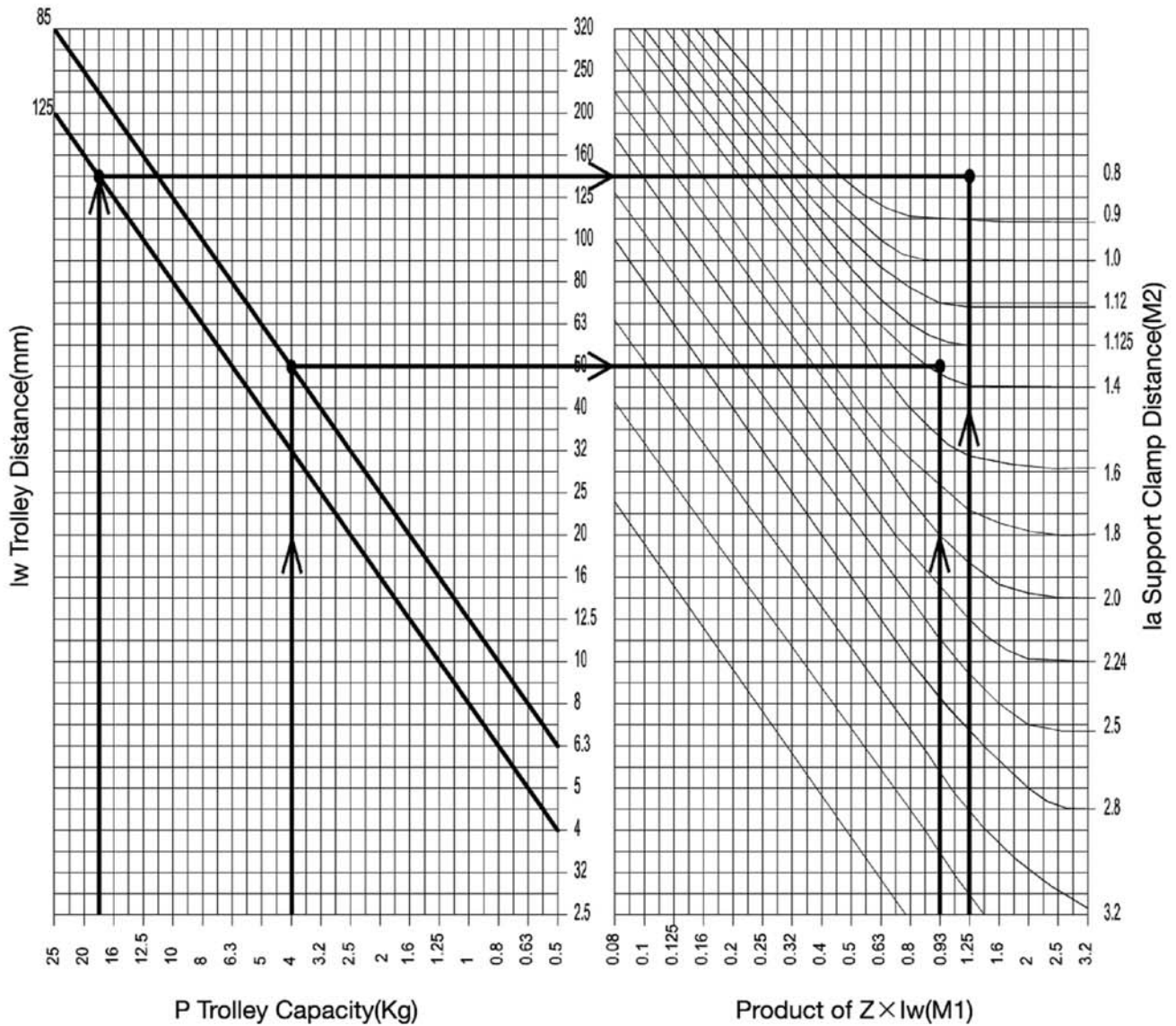
Iw = 85 Length of Trolley (mm)

Z = 11 Quantity of Trolley (set)

Calculated: $L = Z \times Iw / 1000 = 0.93(M)$

☆☆ Cross-refer the chart,

la = 1.3 C30 support clamp distance.



2. C40 Rail Known Data

P = 18 Single Trolley Capacity (kg)

Iw = 125 Length of Trolley (mm)

Z = 10 Quantity of Trolley (set)

Calculated: $L = Z \times Iw / 1000 = 1.25(M)$

☆☆ Cross-refer the chart,

$= 10 \times 125 / 1000 = 1.25 (M)$

la = 0.8 C40 support clamp distance.

Part 2 PVC Flat Cable

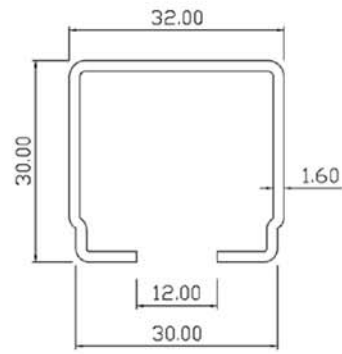


DESCRIPTION:

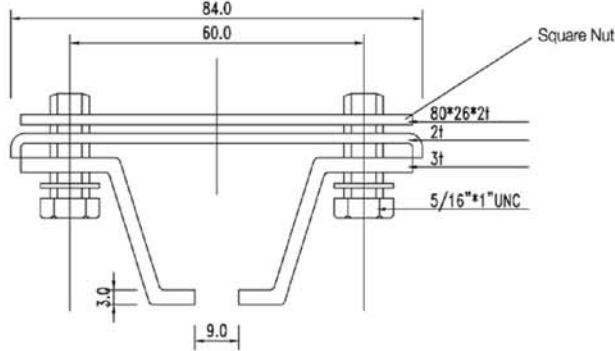
- Bare Stranded copper conductor.
- PVC insulation, Rated temp 60°C, 80°C or 105 °C available.
- PVC jacket, Acid resistance available or UL Type

Conductor		No. of Core	Insulation Thickness mm	Insulation Diameter No. / mm	Overall Diameter mm	Character			Remark
Cross Section MM ²	No. / Dim (mm)					20°C(Q/KM)	V/MIN	M /KM	
0.75	30/0.18	24	0.6	2.3	8.3×40.3	25.8	1500	50	
0.75	30/0.18	36	0.6	2.3	11×51	25.8	1500	50	
0.75	30/0.18	60	0.43	2.0	11.6×74	25.8	1500	50	
1.25	50/0.18	3	0.8	3.0	5.0×11.2	16	1500	50	
1.25	50/0.18	4	0.8	3.0	5.8×15.7	16	1500	50	
1.25	50/0.18	5	0.8	3.0	6.1×18.8	16	1500	50	
1.25	50/0.18	8	0.8	3.0	5.0×28.7	16	1500	50	
1.25	50/0.18	10	0.8	3.0	5.1×34.6	16	1500	50	
1.25	50/0.18	13	0.8	3.0	5.2×43	16	1500	50	
2.0	37/0.26	3	0.8	3.2	5.0×11.4	10.2	1500	50	
2.0	37/0.26	4	0.8	3.2	6.8×18.6	10.2	1500	50	
2.0	37/0.26	8	0.8	3.2	6.0×29.5	10.2	1500	50	
3.5	140/0.18	3	0.8	4.2	6.3×16.2	5.54	1500	50	
3.5	140/0.18	4	0.8	4.2	7.5×19.5	5.54	1500	40	
3.5	140/0.18	8	0.8	4.2	6.8×39	5.54	1500	40	
5.5	217/0.18	3	1.0	5.2	7.5×20	3.56	1500	40	
5.5	217/0.18	4	1.0	5.2	8.0×23	3.56	1500	40	
8	315/0.18	3	1.0	6.2	9.0×21.6	2.54	1500	40	
8	315/0.18	4	1.0	6.2	10×30	2.45	1500	40	
14	550/0.18	3	1.0	7.6	12×28.8	1.43	1500	40	
14	550/0.18	4	1.0	7.6	10.6×33	1.46	1500	40	
22	855/0.18	3	1.2	10.0	15×35	0.919	1500	40	
22	855/0.18	4	1.2	10.2	13×47	0.919	1500	40	
38	1480/0.18	3	1.2	12.5	17.8×42.5	0.75	1500	40	
38	1480/0.18	4	1.2	12.5	20×53	0.75	1500	40	

Part 3 C30 Track & Parts Charts



KY-BC3030
C30 C Track 3M/pic
KY-BCS3030 SUS 304



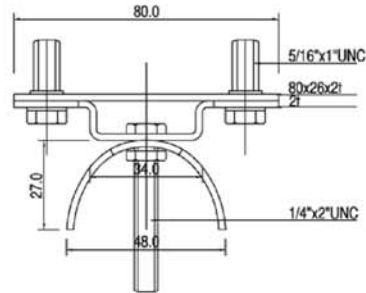
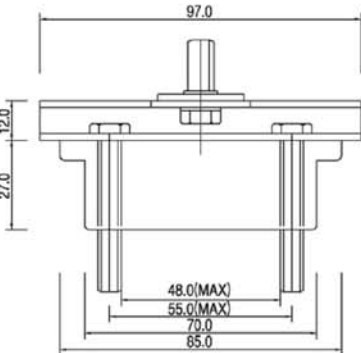
KY-BC3100
C30 C Track Support Bracket
KY-BCS3100 SUS 304



KY-BC3103
C Track Clip



KY-BC3102
C30
Support Arm



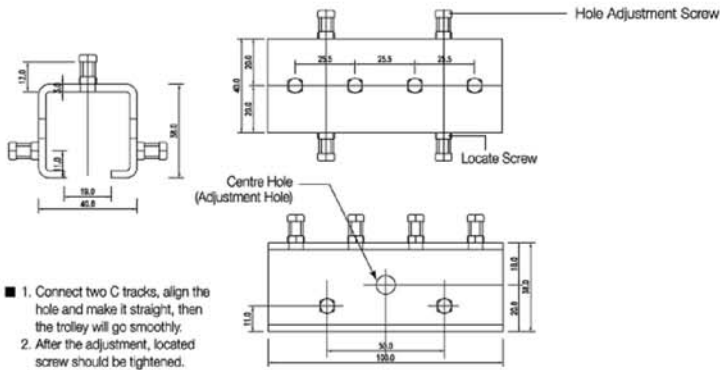
KY-BC3200
C30 End Cable Clip
KY-BCS3200 SUS 304



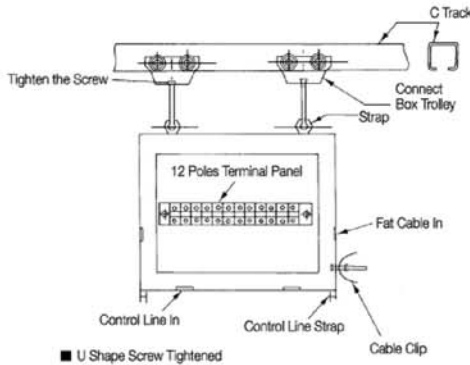
KY-BC3201
C30 End Cap



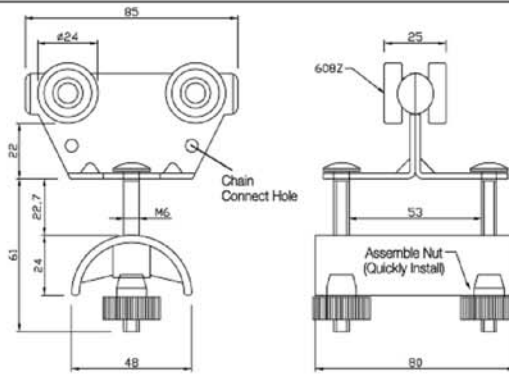
KY-BC3202
C30
Cable Bracket



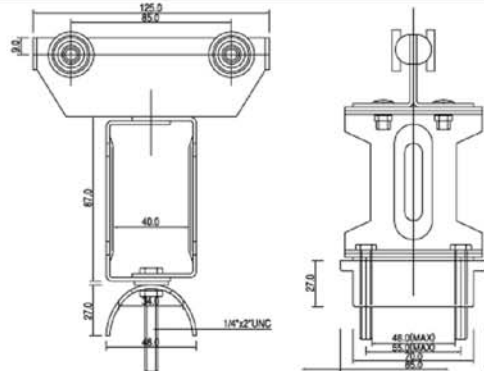
KY-BC3300
C30
Track Coupler
KY-BCS3300
SUS 304




KY-BC3412
Cable Box
KY-BC3412
C30
C Connect Box.



KY-BC3525
C30 Cable
Trolley/Wide
KY-BC3525
C30
Cable Trolley
KY-BCS3525
SUS 304

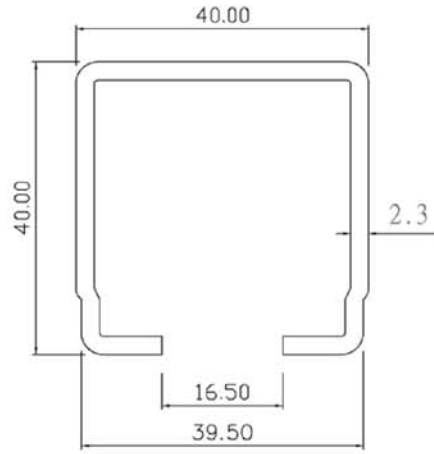


KY-BC3625
C30
Towing Trolley
KY-BCS3625
SUS 304

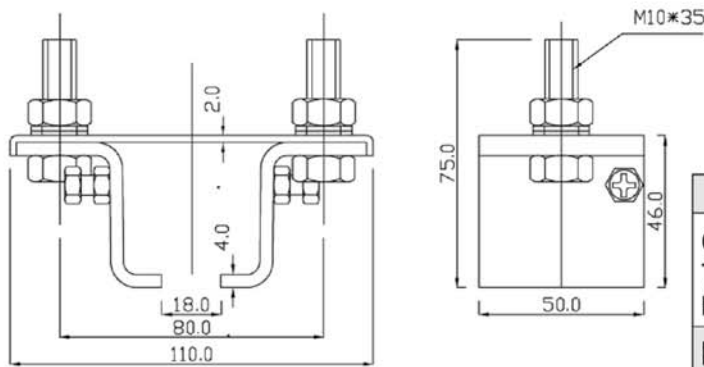


KY-BGNL20X2
Pull Resistant Band
Width x Thickness
45mm x 1.8mm

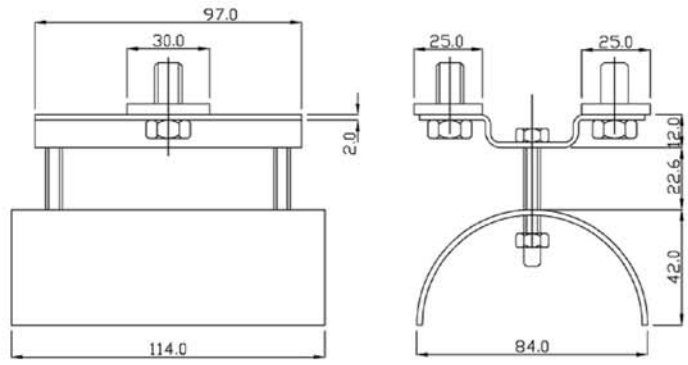
Part 4 C40 Track & Parts Charts



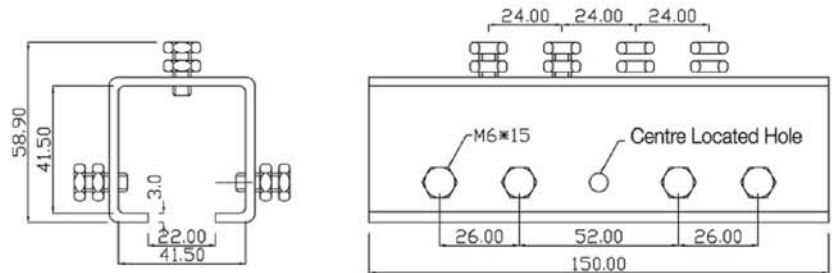
KY-BC4030
C40 C Track
KY-BCS4030 SUS 304



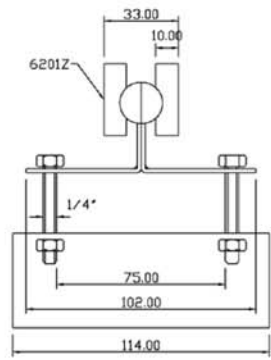
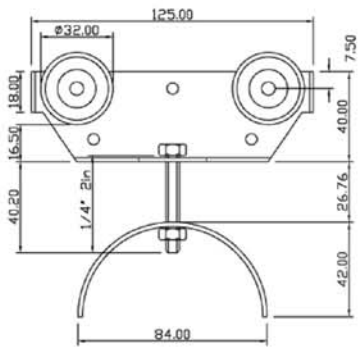
KY-BC4100
C30 Track Support Bracket
KY-BCS4100 SUS 304



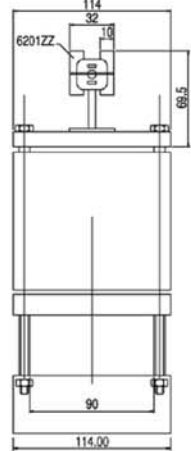
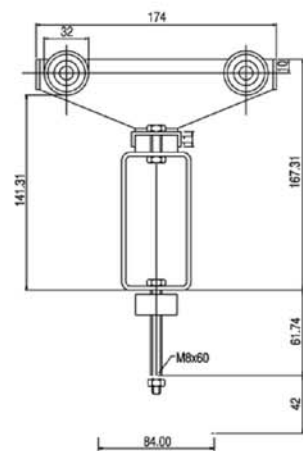
KY-BC4200
C40 End Cable Clip
KY-BCS4200 SUS 304



KY-BC4300
C40 Track Coupler
KY-BCS4300 SUS 304



KY-BC4533
C40
Cable Trolley
KY-BCS4533
SUS 304



KY-BC4633
C40
Towing Trolley
KY-BCS4633
SUS 304

Part 5 Aluminum Track & Parts Charts



KY-BD3030
Al. Track



KY-BD3300
Coupler



KY-BD3100
Support Bracket



KY-BD3522
Cable Trolley